

KKRWW38-MX

Specification sheet


Outdoor

Indoor/Outdoor | Surface

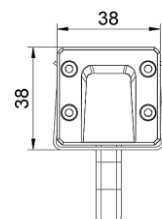
KKDÖ ITALY

24V DC | L70 B10 > 50000h | CE |  | RoHS Compliant | LM79 Tested | LM80 Tested | TM-30 Results

| | |
|----------------------------|----------------------------------------------------------------------------------------------------------------|
| Dimension | H38mm x W38mm |
| Chip | Nichia or equivalent |
| LED/m | 24 |
| Cover/Optics | 8° / 15° / 30° / 45° / 60° / 15x60° / 20x40° |
| CCT | 3000K / 3500K / 4000K / 5000K |
| Bin | 3-Step MacAdam Ellipse |
| CRI | 90 |
| Lifetime | 50,000 hours @ 25°C |
| Operating Temp. | Ta = -40 to 55°C (Tc max = 90°C) |
| IP Rating | IP66 |
| IK Rating | IK06 |
| Finish | Black / White / Custom |
| Mounting | Clip / Adjustable Bracket |
| Accessory | Anti-glare Louvre / Light Baffle / Custom Louvre |
| Power feed | Hardwire tail or IP67 male / female connectors (17AWG - 1mm ² , 500mm single tail / double tail) |
| Control(Integrated) | 0-10V / 1-10V / DMX / DALI / PWM |
| Certification | CE |
| Warranty | 3 Years |
| Weight | 1.5Kg/m |



Anti-glare Louvre



Unit: mm

PRODUCT MODEL @ 3000K

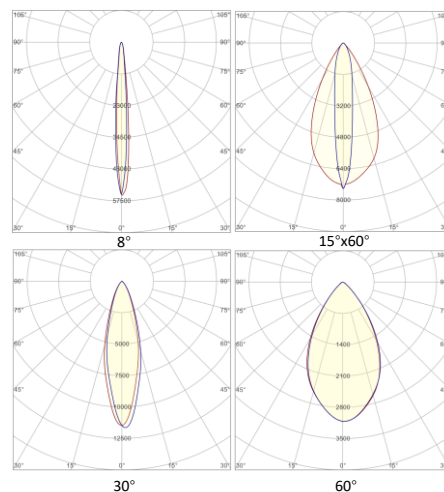
48 W/m 3840lm/m

POWER DATA

Supply voltage 24V DC

LENGTH AVAILABILITY

| Length Code | Fixture Length (mm) |
|-------------|---------------------|
| M0250 | 250 |
| M0500 | 500 |
| m1000 | 1000 |



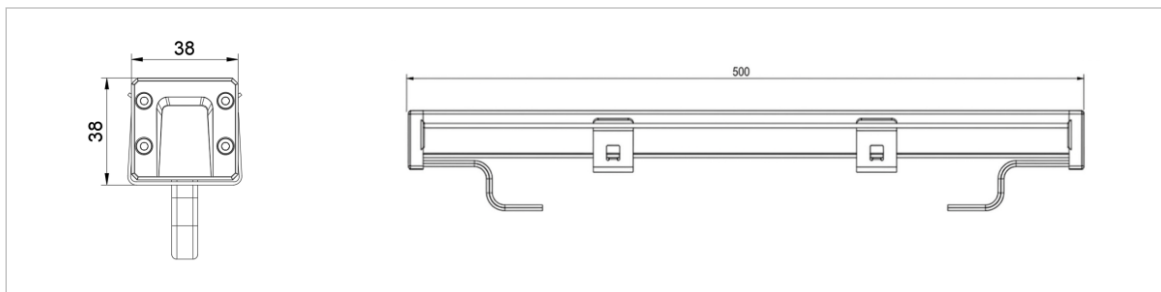
Outdoor

KKRWW38-MX

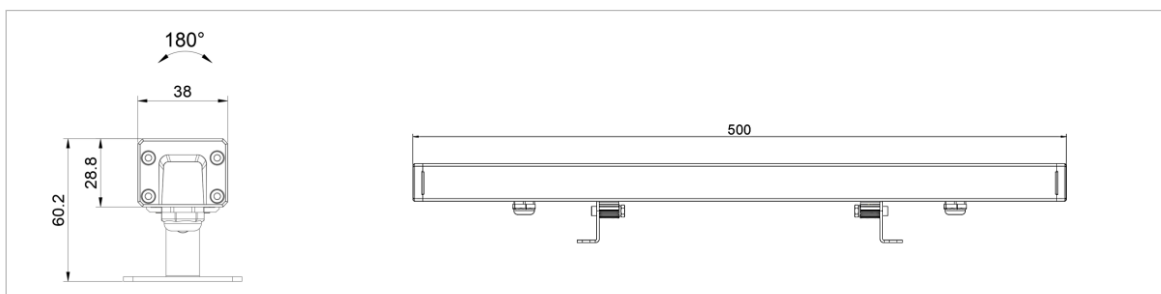
Accessories
Indoor/Outdoor | Surface

KKDÖ ITALY

FIXING OPTIONS



Clip



Adjustable Bracket